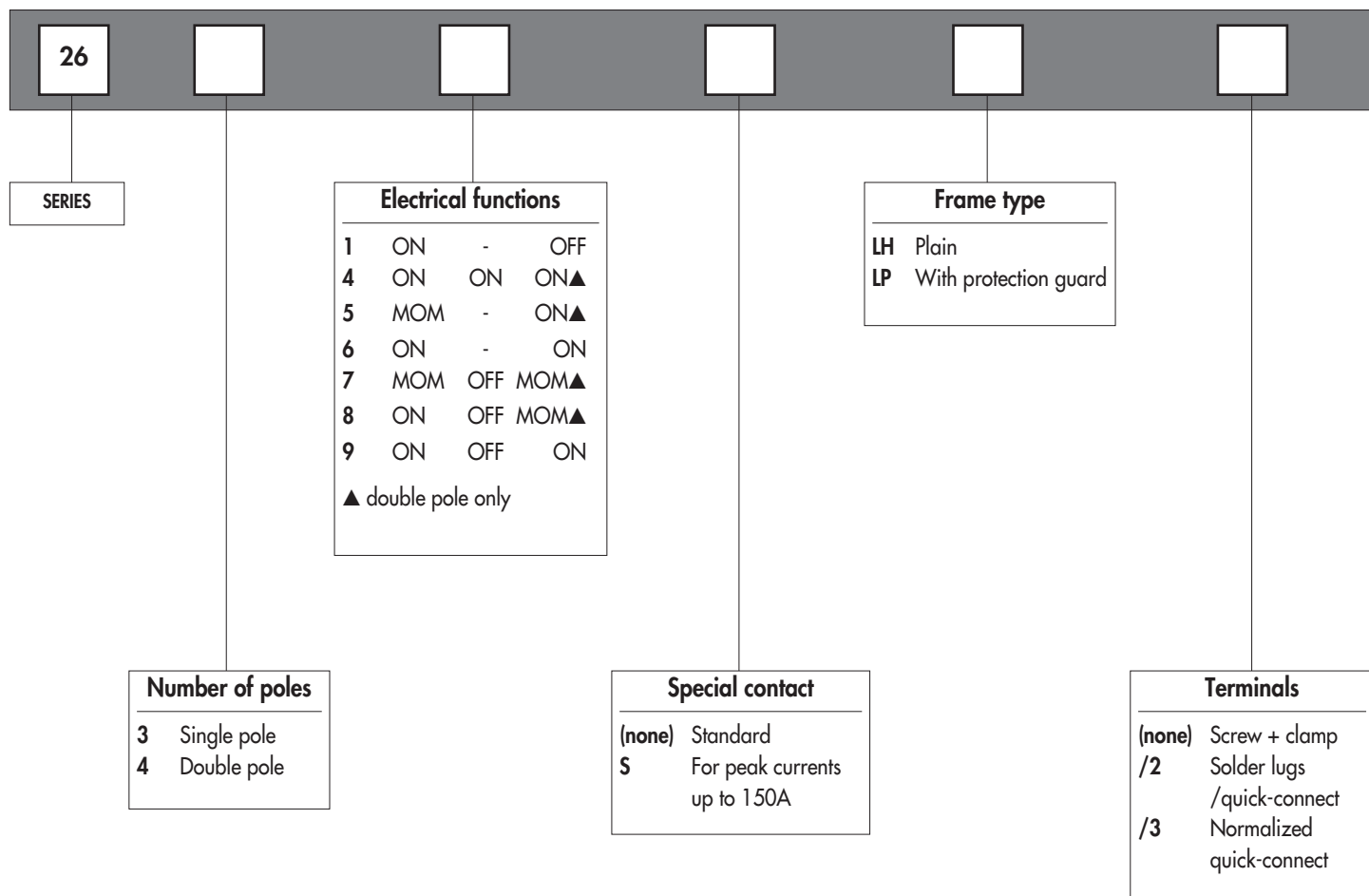


2600 SERIES

ILLUMINATED AND NON-ILLUMINATED ROCKER SWITCHES

Overview



ABOUT THIS SERIES

On the following pages, you will find successively :

- specifications
- model structure of switches
- options in the same order as in above chart

Dimensions : first dimensions are in mm while inches are shown as bracketted numbers.



Sealing boot U21.50 available to protect the switches against dust and water. See section N.

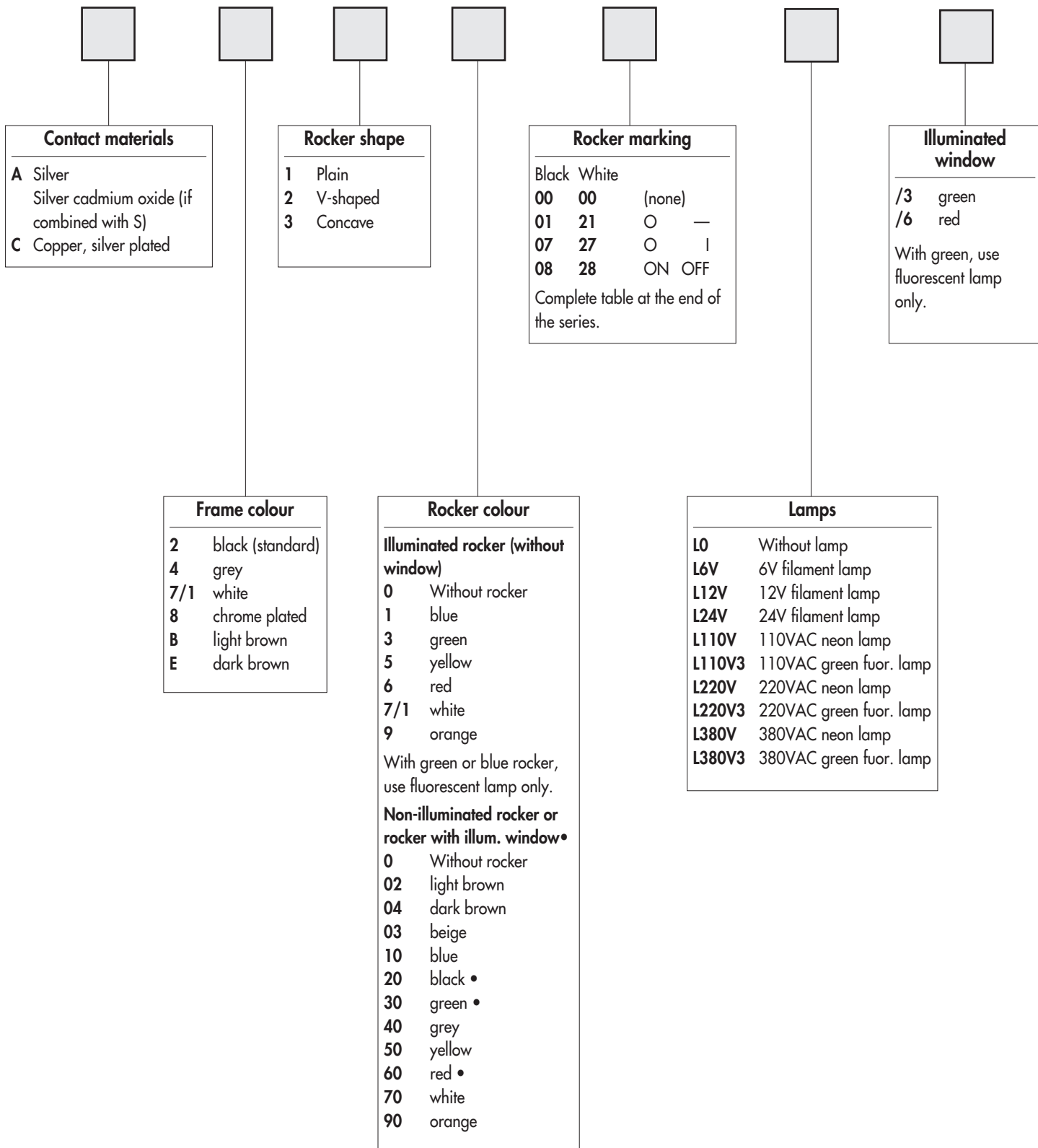



NOTICE : please note that not all combinations of above numbers are available. Refer to the following pages for further information.

2600 SERIES

ILLUMINATED AND NON-ILLUMINATED ROCKER SWITCHES

Overview



J



Packaging unit : 20 pieces per type and colour.

2600 SERIES

ILLUMINATED AND NON-ILLUMINATED ROCKER SWITCHES

Distinctive features and specifications

- Three rocker shapes : plain, V-shaped or concave
- Various rocker colours
- Frame with protection guard on 2600LP models

ELECTRICAL SPECIFICATIONS

- Max. current/voltage rating with resistive load :
 - silver contacts (A) : ON-OFF and ON-ON : 10(4)A 400VAC - 16(6)A 250VAC - 20(6)A 125VAC
Other functions : 10A 250VAC - 15A 125VAC
 - silver plated contacts (C) : all functions : 4A 250VAC - 5A 125VAC
- Approved electrical ratings : see table below
- Initial contact resistance : 10mΩ max. at 1A 2VDC
- Insulation resistance : 1.000 MΩ min. at 500VDC
- Dielectric strength :
 - 2.500 Vrms 50 Hz min. between terminals
 - 3.000 Vrms 50 Hz min. between terminals and metal panel
- Electrical life : 10.000 cycles at full load



For peak current up to 150A, see 2600SLH, end of section G.

FUNCTIONS	APPROVED RATINGS		
	CSA	UL	VDE
	CSA 22-2	UL 1054	EN 61058-1
ON - OFF ON - ON	1/6 HP 125VAC 16A 125VAC 16A 250VAC 1/3 HP 250VAC	1/6 HP 125VAC 16A 125VAC 16A 250VAC 1/3 HP 250VAC	10(4)A 250VAC T 85/55
ON - OFF - ON	10A 125VAC 10A 250VAC 1/6 HP 125/250VAC	10A 125VAC 10A 250VAC 1/6 HP 125/250VAC	10(4)A 380VAC
OTHERS	10A 125VAC 10A 250VAC 1/6 HP 250VAC	-	-

J

2600 SERIES

ILLUMINATED AND NON-ILLUMINATED ROCKER SWITCHES

Specifications

MATERIALS

- Case : melamine/polyester
- Frame : polyamide
- Actuator : polyamide
- Contacts :
 - A : silver
 - C : copper, silver plated

GENERAL SPECIFICATIONS

- Panel thickness : 0,8 mm to 4 mm (.031 to .157)
- Operating temperature :
 - silver contacts (A) : -20°C to +125°C
 - silver plated contacts (C) : -10°C to +55°C

AGENCY APPROVALS



EN 61058-1

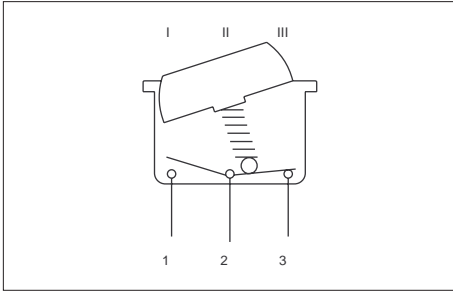
Pending

Availability : consult factory for details of approved models.

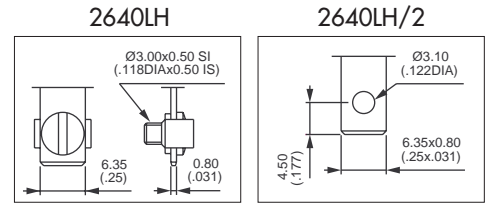
Marking : approved models are standard marked.

2600 SERIES

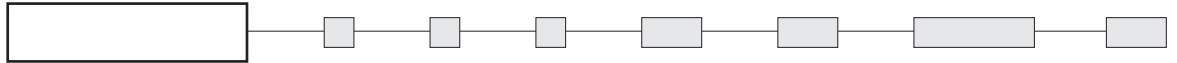
ILLUMINATED AND NON-ILLUMINATED ROCKER SWITCHES




- Model 2600LP with protection guard
- 1 and 2 pole configurations



MODEL STRUCTURE

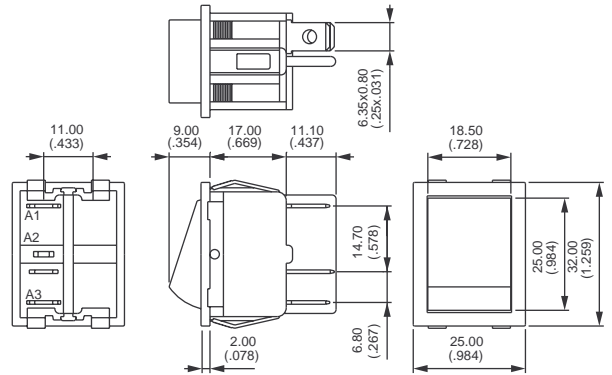


2600LH - single pole




Screw term. + clamp	Solder lug/ quick-connect
2631LH	2631LH/2
2636LH	2636LH/2
2639LH	2639LH/2

III	II	I
A2-A1	A2-A3	
B5-B4	B5-B6	
ON	-	OFF
ON	-	ON
ON	OFF	ON

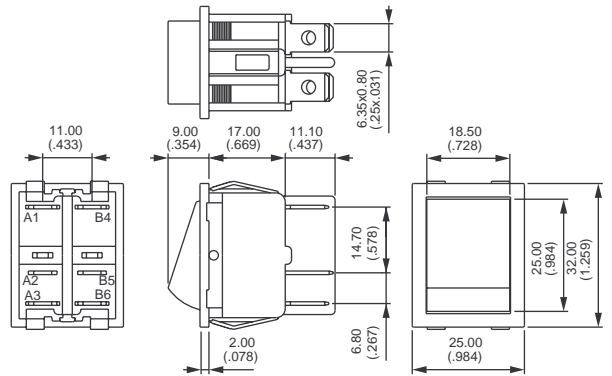


2600LH - double pole




Screw term. + clamp	Solder lug/ quick-connect
2641LH	2641LH/2
2644LH*	2644LH/2*
2645LH	2645LH/2
2646LH	2646LH/2
2647LH	2647LH/2
2648LH	2648LH/2
2649LH	2649LH/2

III	II	I
A2-A1	A2-A3	
B5-B4	B5-B6	
ON	-	OFF
ON	ON	ON
MOM	-	ON
ON	-	ON
MOM	OFF	MOM
ON	OFF	MOM
ON	OFF	ON



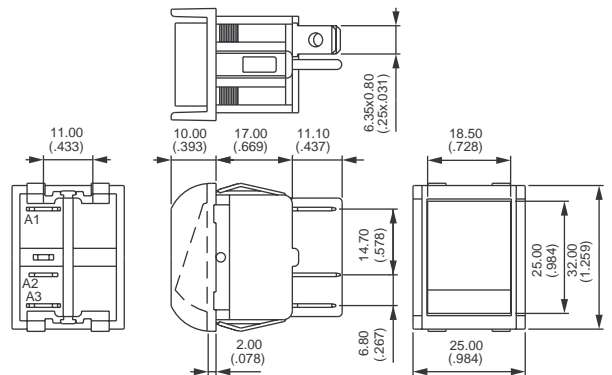
* Function 4 : SP in DP case, see specifications 600H - 600NH, section I.

2600LP - with protection guard - single pole



Screw term. + clamp	Solder lug/ quick-connect
2631LP	2631LP/2
2636LP	2636LP/2
2639LP	2639LP/2


III	II	I
A2-A1	A2-A3	
B5-B4	B5-B6	
ON	-	OFF
ON	-	ON
ON	OFF	ON



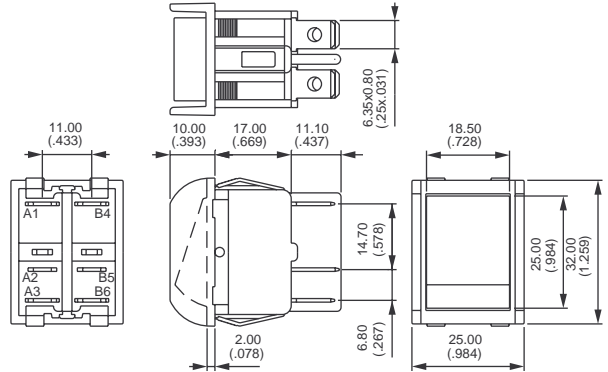
2600 SERIES

ILLUMINATED AND NON-ILLUMINATED ROCKER SWITCHES

2600LP - with protection guard - double pole

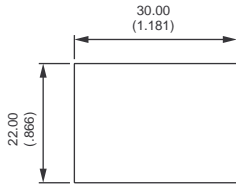


	III	II	I
Screw term. + clamp	A2-A1	A2-A3	
Solder lug/quick-connect	B5-B4	B5-B6	
2641LP	2641LP/2	ON -	OFF
2644LP*	2644LP/2*	ON ON	ON
2645LP	2645LP/2	MOM -	ON
2646LP	2646LP/2	ON -	ON
2647LP	2647LP/2	MOM OFF	MOM
2648LP	2648LP/2	ON OFF	MOM
2649LP	2649LP/2	ON OFF	ON



* Function 4 : SP in DP case, see specifications 600H - 600NH, section I.

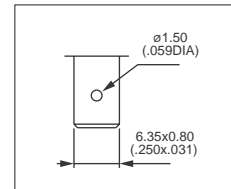
PANEL CUT-OUT



TERMINAL OPTION

Specify after LH or LP.

/3 Normalized quick-connect terminals 6,35 x 0,8 (.250 x .031)



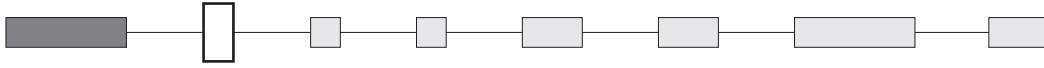
J

2600 SERIES

ILLUMINATED AND NON-ILLUMINATED ROCKER SWITCHES



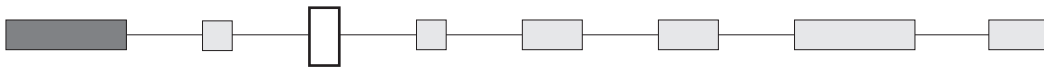
CONTACT MATERIALS



- A Silver
- C Copper, silver plated (available with functions 1, 6 and 9 only)

Special contacts for peak currents : see 2600SLH, end of section G.

FRAME COLOURS

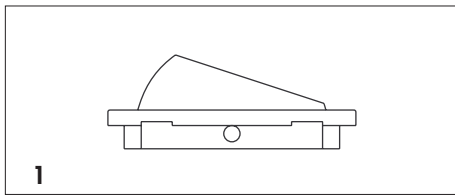
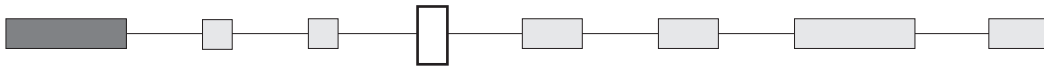


- 2 Black (standard)
- 4 Grey
- 7/1 White

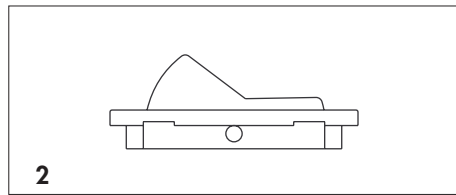
8 Chrome plated  This option has UL approval only.

- B Light brown
- E Dark brown

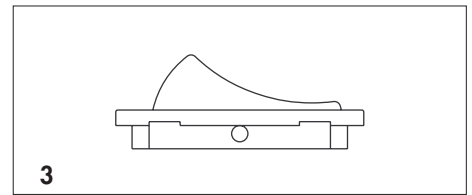
ROCKER SHAPES



1
Plain



2
V-shaped



3
Concave

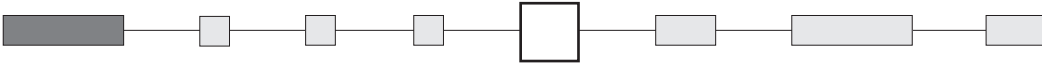


2600 SERIES

ILLUMINATED AND NON-ILLUMINATED ROCKER SWITCHES



ROCKER COLOURS



For illuminated switches

	Without rocker	Blue*	Green*	Yellow	Red	White	Orange
Plain rocker P/N	-	U881	U883	U885	U886	U887	U889
V-shaped rocker P/N	-	U861	U863	U865	U866	U867	U869
Concave rocker P/N	-	U871	U873	U875	U876	U877	U879
Colour code	0	1	3	5	6	7/1	9

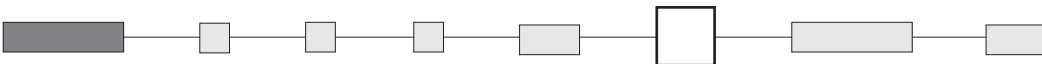
* With green or blue rocker, use fluorescent lamp only.

For non-illuminated switches or switches with illuminated window (•)

	Without rocker	Light brown	Dark brown	Beige	Blue	Black	Green	Grey	Yellow	Red	White	Orange
Plain rocker P/N	-	U1250B	U1250BF	U1250	U1251	U1252	U1253	U1254	U1255	U1256	U1257	U1259
V-shaped rocker P/N	-	U1270B	U1270BF	U1270	U1271	U1272	U1273	U1274	U1275	U1276	U1277	U1279
Concave rocker P/N	-	U1260B	U1260BF	U1260	U1261	U1262	U1263	U1264	U1265	U1266	U1267	U1269
Colour code	0	02	04	03	10	20•	30•	40	50	60•	70	90

Complete box with one of above colour codes.
To order rockers separately, use their P/N (U....) and complete box with code 0.

ROCKER MARKING




MARKING \ COLOUR	MARKING											
	-	○	A M	○	○	OFF ON	STOP	STOP	STOP		○ 	△ ▽
Black	00	01	02	06	07	08	03	04	05	40	43*	46
Red	00	11	12	16	17	18	13	14	15*	41	44*	47
White	00	21	22	26	27	28	23	24	25*	42	45*	48

* Not available on V-shaped rockers

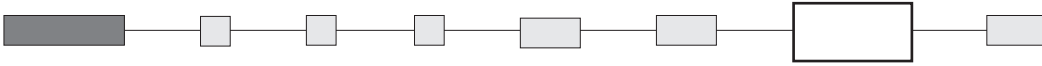
Special markings and marking on rockers with illuminated window : consult factory.

2600 SERIES

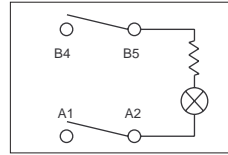
ILLUMINATED AND NON-ILLUMINATED ROCKER SWITCHES



LAMP



L0	Non-illuminated switch
L6V	Filament lamp 6V
L12V	Filament lamp 12V
L24V	Filament lamp 24V
L110V	Neon lamp 110VAC
L110V3	Fluorescent green lamp 110VAC
L220V	Neon lamp 220VAC
L220V3	Fluorescent green lamp 220VAC
L380V	Neon lamp 380VAC
L380V3	Fluorescent green lamp 380VAC

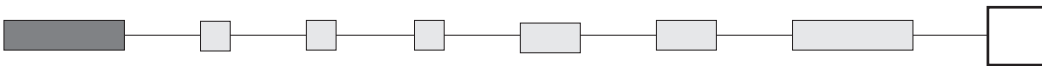


For illuminated models, the lamp is always connected between center terminals 2 and 5.



Lamps L380V and L380V3 are not UL/CSA approved.

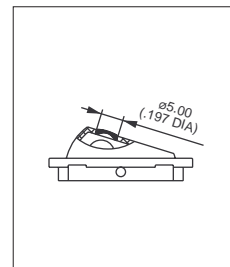
ILLUMINATED WINDOW



For black, green and red rockers only

- /3** Green
- /6** Red

With green, use fluorescent lamp only.



J